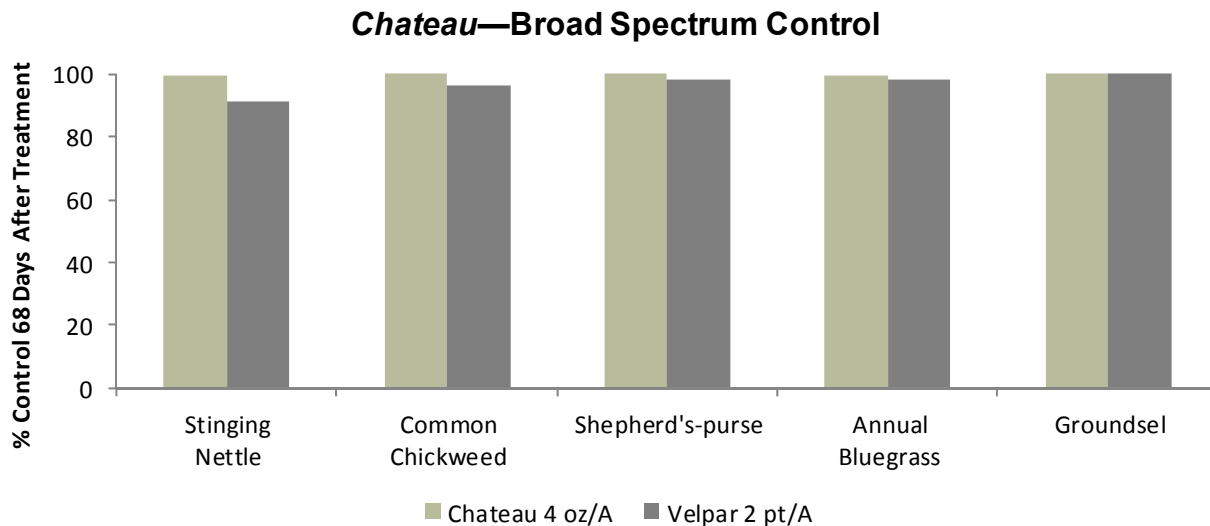


| Established Alfalfa in California |

Chateau® Herbicide—Proven, Broad Spectrum Preemergence Residual Herbicide for Established Alfalfa

Western alfalfa growers should start strong with a residual herbicide like **Chateau**. *Chateau* makes an excellent residual partner with glyphosate, Gramoxone® and other postemergence herbicides.

- **Broad Spectrum:** controls more than **60 tough weeds** in alfalfa including groundsel, chickweed, shepherd's-purse, fiddleneck, stinging nettle and annual bluegrass
- **Long-Lasting:** stays where you put it; won't leach or co-distillate; no photodegradation
- **Weather-Ready:** remains active until ¼-inch rainfall or irrigation releases its activity
- **Superior Crop Rotational Flexibility**



Investigator: Mick Canevari; applied, Tracy, CA

How To Use

Rate	4 oz/A; seasonal maximum 8 oz/A
Timing	<ul style="list-style-type: none"> • Apply after hay removal and before 6 inches of growth occurs • For best results, apply in fall before weeds emerge • <i>Chateau</i> requires at least ¼ inch of irrigation or rainfall for activation
Method	Ground or air. For best results, apply with ground spray equipment.

Spray Volume	<ul style="list-style-type: none"> • 20–50 gal/A by ground • Apply in at least 40 gal/A if tank mixing with burndown herbicide to control emerged groundsel
Adjuvant	Only apply with an adjuvant or tank mix with products formulated as an emulsifiable concentrate (EC) when targeting control of emerged weeds. Crop burn and/or stunting should be expected and accepted if <i>Chateau</i> is used with an adjuvant, a tank mix partner formulated as an emulsifiable concentr (EC) or a tank mix partner formulated with an adjuvant.
REI / PHI	12 hours / 25 days

Other Important Information

- Alfalfa is considered established if it has been cut at least one time
- Alfalfa may be cut or grazed 25 days after application
- Wait at least 60 days between applications
- Not for use on intended mixed alfalfa-grass stands
- *Chateau* may temporarily burn alfalfa leaves and stems
- Tank mix with Gramoxone and/or Velpar® to burn down winter annuals prior to or during winter dormant period
- Clean spray tank immediately after using *Chateau*. See label for details.
- Signal word: Caution. No respirator required.

Untreated Fiddleneck vs. *Chateau*




Photo taken
67 days after
application of
Chateau 4 oz/A
+ burndown
herbicide

Best Practices for Controlling Groundsel

Chateau is a preemergence herbicide that stops weeds, including groundsel, from emerging. For emerged weeds, such as groundsel, *Chateau* **requires** a burndown partner.

- For unbranched groundsel: apply *Chateau* 4 oz/A with the maximum rate of Gramoxone Inteon®
- For branched groundsel: apply *Chateau* 4 oz/A with the maximum rate of Velpar. UC studies show Gramoxone control of groundsel dropped from 92% to 59% in groundsel with axial branching, even when the weeds were under 3.5 inches tall.

Application Tips

Sprayer Volume	40 gal/A minimum
Application Speed	Less than 5 mph
Adjuvant	Full label rate

Plant-Back for *Chateau* 4 oz/A with Tillage

- Cotton, field corn, rice, sorghum, sunflower, wheat—4 months
- Other crops—6 months

Untreated Groundsel vs. *Chateau* + Gramoxone Inteon




Photo taken 80 days after application of *Chateau* 4 oz + Gramoxone Inteon max rate

Alfalfa Herbicide Comparative Analysis

Excellent	Good	Fair	Poor	Data Unavailable
-----------	------	------	------	------------------

	Preemergence Herbicides				Postemergence
Trade Name	<i>Chateau</i>	Karmex / Diuron	Velpar	Sencor	Gramoxone Inteon
Active Ingredient	flumioxazin	diuron	hexazinone	metribuzin	paraquat
Crop Tolerance	G	G	G	G	F
Pre-Harvest Interval	25 days	0 Days	30 days	28 Days	60 days
Rotation Flexibility	E	F	F	F	E
Winter Annual Broadleaves	Apply <i>Chateau</i> before weeds emerge or tank mix with a burndown product if weeds are emerged at application.				
Chickweed	E	F	G/E	E	G/E
Dandelion (seedling)	E	P	G	G/E	G/E
Fiddleneck, coast	G	G	G	G	P
Filaree	G	G	G	G	P
Groundsel	E	F	G	F	F
Henbit	E	P	G	G/E	G
Miner's lettuce	E	G	G	U	E
Mustards	E	E	E	E	P
London rocket	E	E	G/E	E	G
Radish, wild	E	E	G/E	E	G
Shepherd's-purse	E	E	E	E	GE
Sowthistle, annual	G	P	G	N	P
Swinecress	E	E	P	E	E
Summer Annual Broadleaves	Fall applied <i>Chateau</i> residual may not last to control summer annuals and an in-season application may be necessary				
Dodder	G	P/F	P	P	P
Lambsquarters, common	E	G	G	E	G
Nighshades, black	E	F/G	P/F	P	F
Pigweeds	E	G	G	E	F/G
Purslane	E	E	U	U	E
Russian thistle	E	F	G	G	F
Smartweed, annual	F	F	G	G	F/G
Velvetleaf	G	F	G	G	G
Winter Annual Grasses	Apply <i>Chateau</i> before weeds emerge or tank mix with a burndown product if weeds are emerged at application.				
Bluegrass, annual	G	G	G	F	E
Bromes, annual	G	F	G/E	G	G
Downy brome	G	F	G/E	G	G
Fall panicum	G	F	F	F	G
Summer Annual Grasses	Fall applied <i>Chateau</i> residual may not last to control summer annuals and an in-season application may be necessary				
Barnyardgrass	G	E	F/G	F	FG
Crabgrass	G	E	F/G	F	P/F
Foxtail, giant/green	G	G	F	P/F	G
Foxtail, yellow	F	G	F	P/F	G
Foxtail barley	F	P	G	G	G



Products That Work, From People Who Care® | valent.com | 800-6-VALENT (682-5368)

Always read and follow label instructions.

Chateau and *Products That Work, From People Who Care* are registered trademarks and *Take Control. Keep Control.* is a trademark of Valent U.S.A. Corporation. Gramoxone and Gramoxone Inteon are registered trademarks of Syngenta. Velpar are registered trademarks of E.I. du Pont de Nemours and Company. ©2015 Valent U.S.A. Corporation. All rights reserved. Printed in the U.S.A. 2015-CHA-8017-CA 9/15